

和春技術學院

Microsoft DreamSpark 計畫軟體下載步驟說明

前言

微軟在全球展開 DreamSpark 計畫，免費提供學生微軟專業級的開發與設計工具。

本校經過積極爭取，目前已有包括銘傳大學、國立雲林科技大學、和春技術學院、國立宜蘭大學與國立東華大學等五所學校與台灣微軟合作，加入該計畫是個難得的機會。本校學生可以自由上網註冊取得認證，合法下載使用 DreamSpark 所提供的專業工具。

下載步驟

1. 連結至 Microsoft DreamSpark 網站, URL
<https://www.dreamspark.com>
2. 點選欲下載軟體
3. 在介紹網頁點選” Sign In”，進入 windows Live 帳密驗證網頁, 再使用個人的 Windows Live ID 進行帳密驗證。



(圖一 點選 Sign IN)



One Windows Live ID gets you into **Hotmail, Messenger, Xbox LIVE** — and other places you see

Sign up

Windows Live ID gives you access to Microsoft services including MSN, Hotmail, Office Live, Xbox LIVE, and many more.

Don't have a Windows Live ID?

[Sign up](#)

[More about Windows Live ID](#)

[Privacy Policy](#)

Sign in

Windows Live ID:
(example555@hotmail.com)

Password:

[Forgot your password?](#)

Remember me on this computer (?)

Remember my password (?)

[Sign in](#)

(圖二 進行 Windows Live ID 驗證)

4. 完成” Sign In” 動作後，再點選” Verify”，進行和春在校生身份驗證。

Microsoft DreamSpark
DREAM TODAY. CREATE TOMORROW

DOWNLOAD SOFTWARE GET TRAINING SUPPORT

Microsoft SQL Server 2008 Developer

SQL Server 2008 Developer Edition

Microsoft SQL Server is a database platform for large-scale online transaction processing (OLTP), data warehousing, and e-commerce applications, it is also a business intelligence platform for data integration, analysis, and reporting solutions.

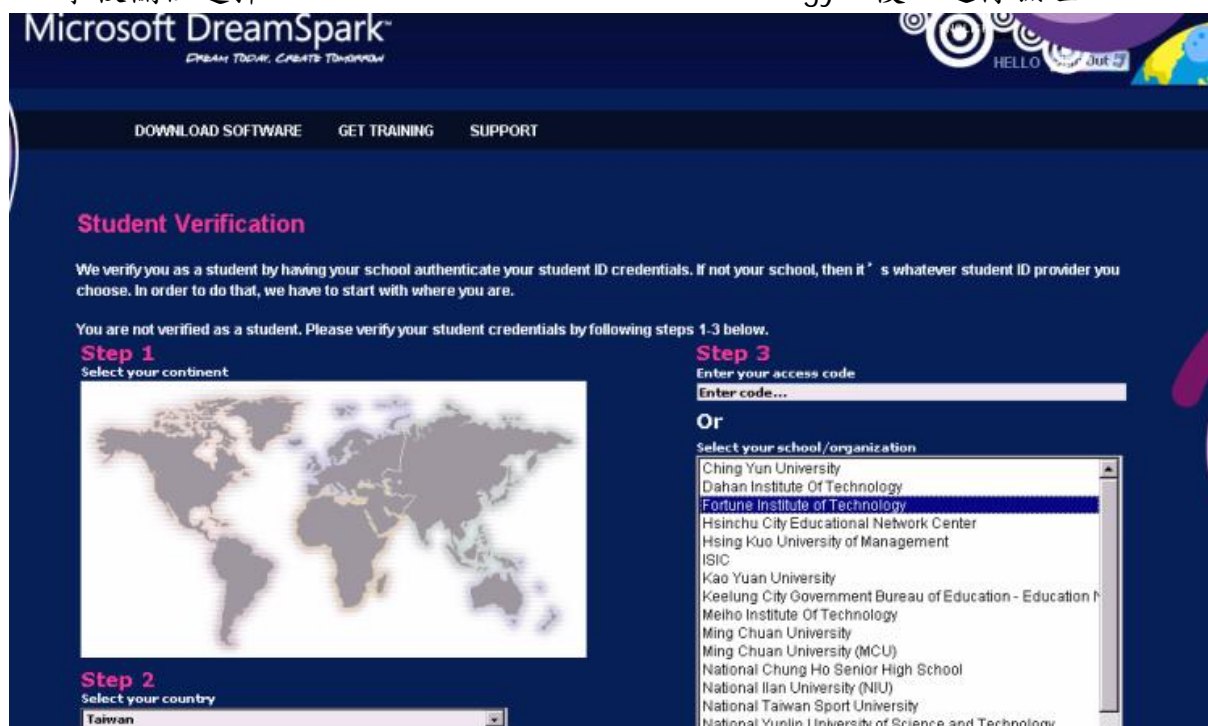
SQL Server 2008 contains "studios" to help you with development and management tasks: SQL Server Management Studio and Business Intelligence Development Studio.

- In Management Studio, you develop and manage SQL Server Database Engine and notification solutions, manage deployed Analysis Services solutions, manage and run Integration Services packages, and manage report servers and Reporting Services reports and report models.
- In BI Development Studio, you develop business intelligence solutions using Analysis Services projects to develop cubes, dimensions, and mining structures; Reporting Services projects to create reports; the Report Model project to define models for reports; and Integration Services projects to create packages.

[VERIFY](#) [DOWNLOAD](#)

(圖三 點選 VERIFY 進行和春在校生身份認證)

5. 從國家欄位選擇” Taiwan”
學校欄位選擇” Fortune Institute of Technology” 後，進行驗證。



Microsoft DreamSpark™
DREAM TODAY. CREATE TOMORROW

HELLO Star JOL™


DOWNLOAD SOFTWARE GET TRAINING SUPPORT

Student Verification

We verify you as a student by having your school authenticate your student ID credentials. If not your school, then it's whatever student ID provider you choose. In order to do that, we have to start with where you are.

You are not verified as a student. Please verify your student credentials by following steps 1-3 below.

Step 1
Select your continent



Step 2
Select your country

Taiwan

Step 3
Enter your access code

Enter code...

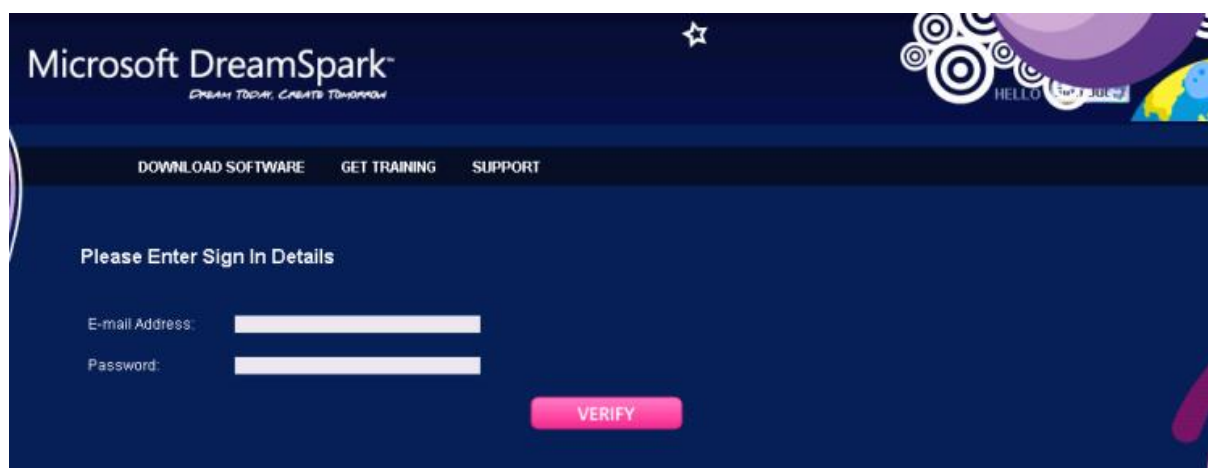
Or

Select your school/organization

- Ching Yun University
- Dahan Institute Of Technology
- Fortune Institute of Technology
- Hsinchu City Educational Network Center
- Hsing Kuo University of Management
- ISIC
- Kao Yuan University
- Keelung City Government Bureau of Education - Education
- Meiho Institute Of Technology
- Ming Chuan University
- Ming Chuan University (MCU)
- National Chung Ho Senior High School
- National Ilan University (NIU)
- National Taiwan Sport University
- National Yunlin University of Science and Technology

(圖四 所在國家及學校選擇)

6. 輸入校內電子郵件帳號及密碼進行在校生身份驗證。



Microsoft DreamSpark™
DREAM TODAY. CREATE TOMORROW

HELLO Star JOL™

DOWNLOAD SOFTWARE GET TRAINING SUPPORT

Please Enter Sign In Details

E-mail Address:

Password:

VERIFY

(圖五 輸入在校生校內電子郵件及帳號)

7. 驗證成功後即可下載軟體。